

# Northeast Ohio Nurses

Key Facts About the Region's Registered Nurse & Advanced Practice Registered Nurse Workforce

## Working Nurses in the Region - 2017

55,923  
RNs



4.5% increase  
from 2015

5,368  
APRNs



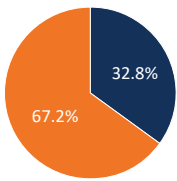
21% increase  
from 2015

\*Compared to 53,518 working RNs in 2015

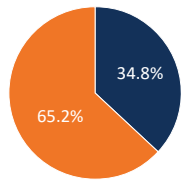
\*Compared to 4,435 working APRNs in 2015

Northeast Ohio has  $\frac{1}{3}$  of the state's working nurses

Ohio RNs 2017



Ohio APRNs 2017

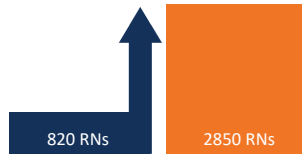


## Supply & Demand

as indicated by The Center's Nursing Forecaster

2017 ▶ Shortage of 820 RNs

2020 ▶ Projected Shortage of 2850 RNs



## Age

45 Median Age of Working RNs

43 Median Age of Working APRNs

	35 & Younger	36-55	56-65	> 65
RNs	28.8%	45.5%	21.8%	3.9%
APRNs	26.5%	51.3%	18.9%	3.3%

## Diversity

9% of the total Ohio nurse workforce in 2017 were male.



%  
Males

	2015	2017
APRNs	13.2%	13.7%
RNs	8.2%	8.5%

\*Source: U.S. Census Bureau QuickFacts



Racial and ethnic minorities are underrepresented in the nursing workforce compared to the overall population of the state.

	RNs		APRNs		Ohio Population*
	2015	2017	2015	2017	
White	89.7%	89.4%	88.6%	89.0	82.7%
Black	4.4%	4.3%	6.0%	6.1%	12.7%
Hispanic / Latino	0.9%	1.1%	1.1%	1.1%	3.6%
Asian Indian	1.4%	2.1%	1.0%	1.1%	2.1%

\*Source: U.S. Census Bureau QuickFacts



The nursing workforce is projected to grow more diverse with time, given that nurses who are male and nurses from racial and ethnic minorities make up a larger proportion of nurses with fewer years of experience.

Years of Experience	Male	Female
0-10	13.3%	86.7%
11-20	9.7%	90.3%
21-30	8.2%	91.8%
31-40	4.3%	95.7%
41+	1.4%	98.6%

Years of Experience	White	Black	Hispanic / Latino
0-10	86.0%	7.9%	2.0%
11-20	86.5%	7.9%	1.3%
21-30	90.8%	5.2%	0.9%
31-40	94.0%	3.6%	0.4%
41+	93.9%	3.9%	0.3%

## Education

For over half (56.8%) of nurses working in NE Ohio ages 35 and younger, the initial degree earned was a Baccalaureate degree in nursing.



### The most common initial nursing degree...

Ages 36 - 55	Associate Degree in Nursing
Ages 56 - 65	Associate Degree in Nursing
Ages 66+	Diploma

### The most common highest nursing degree earned...

Ages 35 & under	Baccalaureate Degree in Nursing
Ages 36 - 55	Baccalaureate Degree in Nursing
Ages 56 - 65	Baccalaureate Degree in Nursing
Ages 66+	Diploma

### The highest nursing degree obtained by Northeast Ohio nurses...

41.9%	Baccalaureate Degree in Nursing
27.6%	Associate Degree in Nursing
9.2%	Diploma RN
12.9%	Master's Degree in Nursing

The number of BSNs in Northeast OH grew 5.6%-points from 2015 to 2017.

## Unemployment in NE Ohio

1.9% of Ohio nurses in 2017 were unemployed and seeking work as nurses.

## Employment in NE Ohio



	APRNs	RNs
Nurses working full time	83%	77.2%
Nurses working part time	13.2%	15.7%
Nurses working per diem	4.1%	6.9%
Nurses working for more than one employer	19.4%	10.8%
Nurses working for more than 40 hrs / week	34.5%	18.0%

### Most Common Employment Settings

	APRNs	RNs
Ambulatory Care	10.9%	6.8%
Education / Academic	3.2%	2.3%
Home Care	1.3%	4.8%
Hospice	0.8%	2.5%
Hospital	53.5%	61.8%
Office / Clinic	14.8%	2.6%

## Primary Nursing Practice Titles

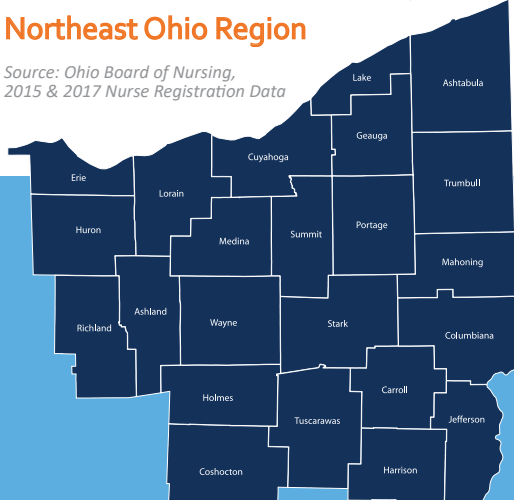
For APRNs		For RNs	
Certified Nurse Midwife	1.8%	Charge Nurse	9.4%
Certified Nurse Practitioner	63.7%	Direct Patient Care / Floor Nurse	56.3%
Certified Registered Nurse Anesthetist	17.1%	Director / Assistant Director of Nursing	2.9%
Clinical Nurse Specialist	6.0%	Educator	3.6%
Direct Patient Care / Floor Nurse	5.2%	Manager / Executive	6.2%
Educator	2.6%	Supervisor	3.8%
Manager / Executive	0.6%	Telehealth Nurse	1.1%

## Most Common Practice Areas

For APRNs		For RNs	
Anesthesiology	15.8%	Administration	3.1%
Cardiology	4.5%	Cardiology	6.1%
Critical Care	4.3%	Critical Care	8.7%
Geriatrics	5.0%	Emergency Care	6.3%
Internal Medicine	6.6%	Geriatrics	8.6%
Obstetrics / Gynecology	3.4%	Medical / Surgical	12.4%
Pediatrics	6.4%	Obstetrics / Gynecology	4.3%
Primary Care	12.2%	Pediatrics	4.8%
Psych / Mental Health	5.6%	Psych / Mental Health	3.5%
Surgery	4.6%	Surgery	7.7%

## Northeast Ohio Region

Source: Ohio Board of Nursing, 2015 & 2017 Nurse Registration Data



Lisa Anderson  
Senior VP of Member Services  
lisa.anderson@chanet.org

neohospitals.org